

**SHOWER SEAT - A517**

Item: \_\_\_\_\_

☐ **A517** Shower Seat**STANDARD FEATURES**

- Fabricated using 14 gauge type 304 stainless steel.
- Hinged design allows the seat to fold up and out of the way.

Unit may be pictured with some optional features.

**WARNING:** Cancer and Reproductive Harm  
- [www.P65Warnings.ca.gov](http://www.P65Warnings.ca.gov).**► DESCRIPTION**

The A517 shower seat provides a heavy duty solution for handicap applications. The top surface for this seat measures 33.5"(851mm) by 13.5"(343mm). The two mounting hinges allow the seat to fold up and out of the way.

**► INSTALLATION**

This shower seat mounts using two brackets on 32" centers.

Due to continuous product improvement Metcraft reserves the right to make changes in design and specifications without prior notice. All dimensions should be verified with the factory for current information.

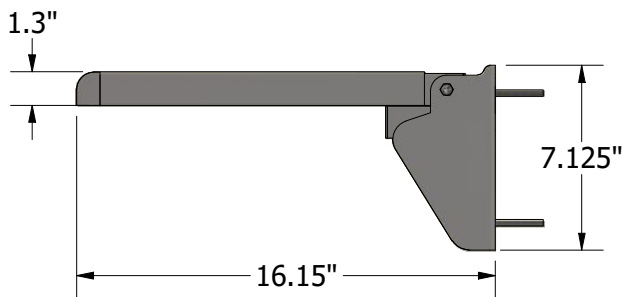
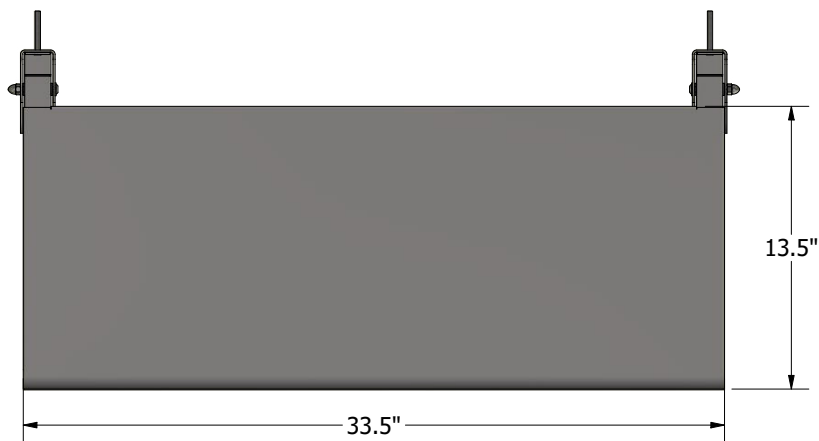
**APPROVED FOR  
MANUFACTURING**Company: \_\_\_\_\_ Name: \_\_\_\_\_  
Signature: \_\_\_\_\_ Date: \_\_\_\_\_

**OPTIONS & ACCESSORIES**

- ☐ **316** Type 316 stainless steel for better corrosion resistance.
- ☐ **PCC** Powder Coat - Anti-microbial White.

**SHOWER SEAT - A517**

Item: \_\_\_\_\_



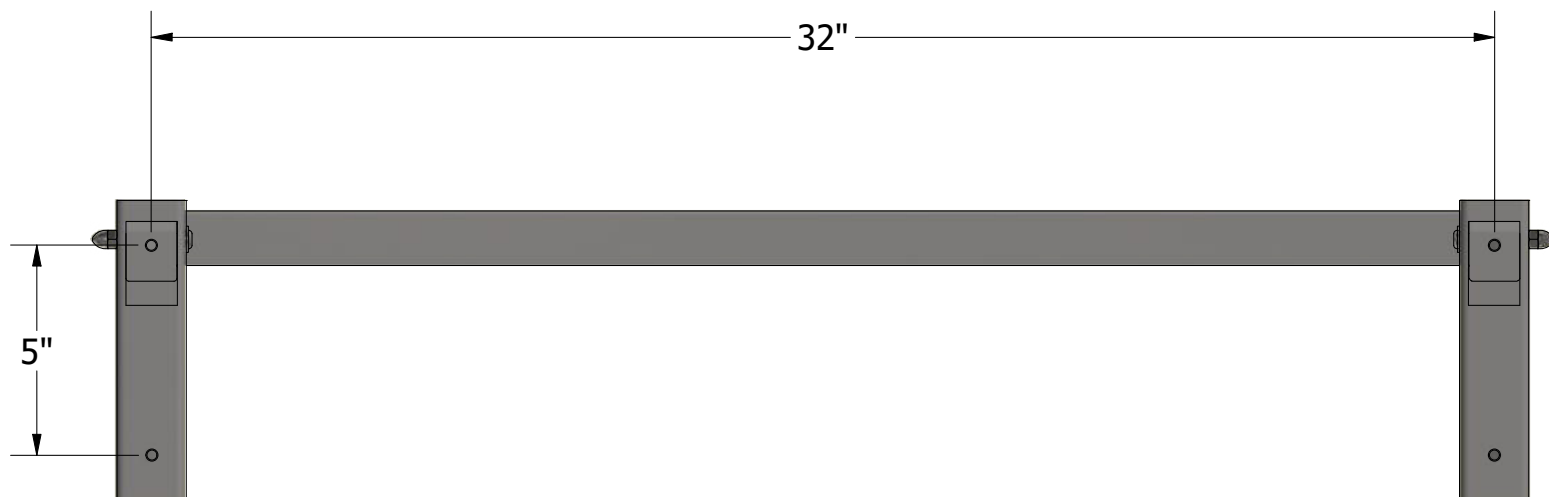
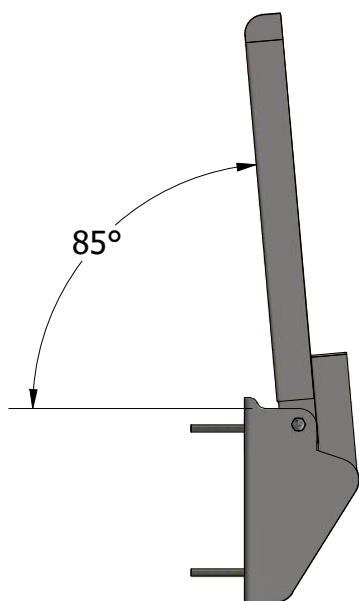
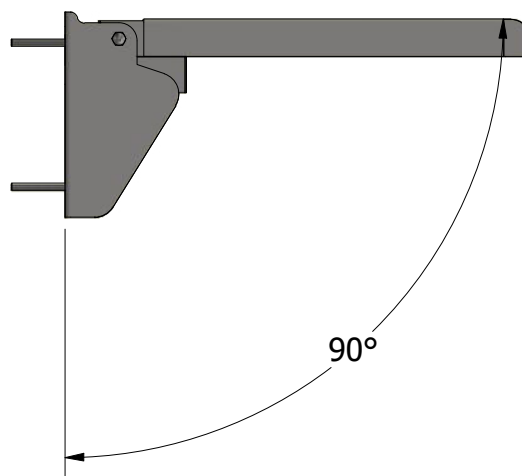
Due to continuous product improvement Metcraft reserves the right to make changes in design and specifications without prior notice. All dimensions should be verified with the factory for current information.

**APPROVED FOR  
MANUFACTURING**

Company: \_\_\_\_\_ Name: \_\_\_\_\_  
Signature: \_\_\_\_\_ Date: \_\_\_\_\_

**SHOWER SEAT - A517**

Item: \_\_\_\_\_

**Mounting Locations****Positions Detail****Up Position****Down Position**